

55EJ5E / 65EJ5E

---

## Artistic Space Beyond Display, LG Wallpaper OLED Signage

### EJ5E Series

This sophisticated OLED wallpaper display achieves the best possible picture quality, minimizing its presence by blending in with the wall. Minimal space is required for installation, which simplifies the process. The luxurious atmosphere generated with this display will provide customers with an extraordinary experience.



# Artistic Space Beyond Display, LG Wallpaper OLED Signage

## EJ5E Series

### Unrivaled Picture Quality



#### Perfect Black

Limitless contrast and the deepest blacks  
Self-lighting pixels switch off completely to reproduce absolute blacks with no light bleed, offering infinite contrast



LCD



LG OLED Signage



#### Perfect Color

Accurate & stable color reproduction  
Self-lighting pixels bring colors to life with superb accuracy.



LCD

LG OLED Signage



#### Perfect Viewing Screen

Wide viewing angle  
LG OLED Signage delivers awe-inspiring picture quality across the entire screen, even from wide viewing angles.




# Artistic Space Beyond Display, LG Wallpaper OLED Signage

## EJ5E Series

### Ultimate Elegance in Design

#### Perfect Design

LG's OLED technology unlocks the new worlds of design flexibility with unbelievably lightweight and slim display. The advantages the OLED display brings include easier installation, lighter weight, slimmer thickness and a more sleek appearance.



#### Hide in Plain Sight

The subtle edge of the wallpaper OLED blends in with the wall, giving audiences the sensation that content is being played directly within the wall itself. Integrating with and adding to a luxurious interior design, the wallpaper OLED is a stunning method for delivering advertisements and information.



# Artistic Space Beyond Display, LG Wallpaper OLED Signage

## EJ5E Series

### Realizing an Immersive View

#### N×N Expandable Viewing Area

By tiling displays horizontally and vertically, the viewing area can be as large as users want. Expansive, large viewing areas deliver more impact because they provide an incredibly immersive viewing experience.

Seam (On-Bezel) 65"/55"

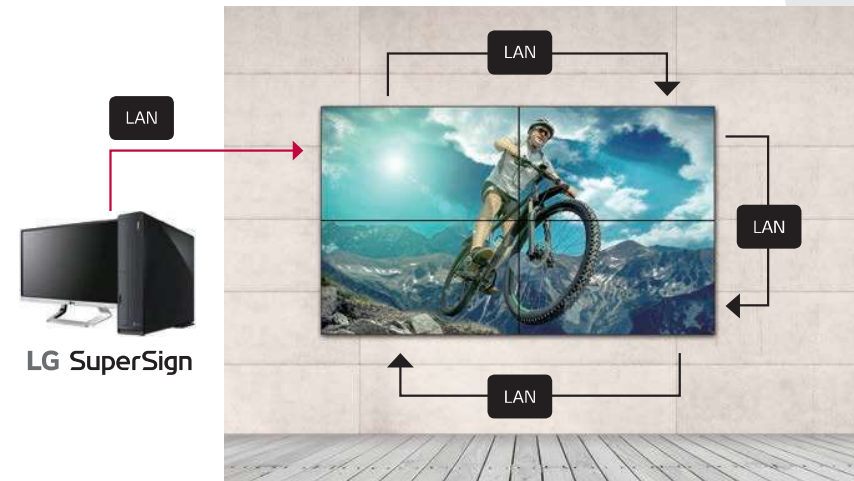
▣ T+B: 18.8 mm / 16.3 mm

▣ L+R: 16.6 mm / 10.6 mm



#### LAN Daisy Chain Management

A LAN daisy chain is supported, allowing you to execute centralized commands to control and monitor the displays and even update their firmware.



# Artistic Space Beyond Display, LG Wallpaper OLED Signage

## EJ5E Series

### Easy Installation

#### Wall Fixers Optimized for Simple Tiling

The installation process of the wallpaper OLED has become much easier. Once the dedicated "wall fixers" are installed, a display can be easily hung on them. Video wall tiling has become more convenient, thanks to the front installation feature, which departs from the conventional side-sliding method.

Conventional



EJ5E Series



#### Enhanced Flexibility of Cables

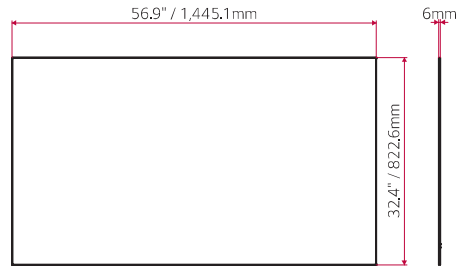
As a result of in-depth analysis of use-case scenarios, improvements have been made to the flexibility of cables connecting the display to the signage box. These new cables are pliable enough to be easily embedded in a wall or other structures.



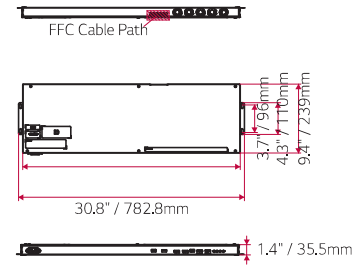
## Dimensions

65"

Head

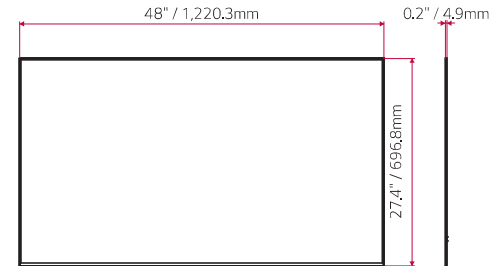


Signage Box

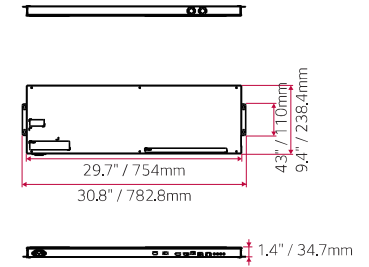


55"

Head

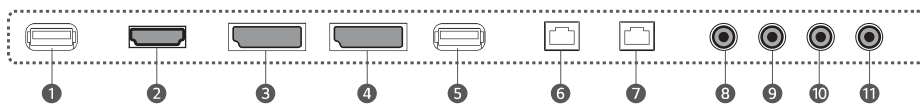


Signage Box



## Connectivity (Signage Box)

65" / 55"



- 1 USB 2.0
- 2 HDMI IN
- 3 DP IN
- 4 DP OUT

- 5 USB 2.0
- 6 LAN IN
- 7 LAN OUT
- 8 IR IN

- 9 RS232C IN
- 10 RS232C OUT
- 11 AUDIO OUT

# Specifications

|                                   |   | 65EJ5E   | 55EJ5E   |
|-----------------------------------|---|--|--|
| <b>PANEL</b>                      | Screen Size   | 65"  | 55"  |
|                                   | Panel Technology  | OLED   | OLED   |
|                                   | Aspect Ratio  | 16 : 9   | 16 : 9   |
|                                   | Native Resolution   | 3,840 x 2,160 (UHD)  | 1,920 x 1,080 (FHD)  |
|                                   | Brightness (Typ.)   | 400/150 nits (Average Picture Level 25%/100%)  | 400/150 nits (Average Picture Level 25%/100%)  |
|                                   | Viewing Angle (H x V)   | 178 x 178  | 178x178  |
|                                   | Response Time   | 1ms (G to G), 8ms (MPRT)   | 1ms (G to G), 8ms (MPRT)   |
|                                   | Surface Treatment (Haze)  | Hard Coating (2H),<br>Anti-reflection Treatment of the Front Polarizer (Reflectance Typ. 1.2%)   | Hard Coating (2H),<br>Anti-reflection Treatment of the Front Polarizer (Reflectance Typ. 1.2%)                     |
|                                   | Life Time (Typ.)  | 30,000 Hrs   | 30,000 Hrs   |
|                                   | Operation Hours   | 12 Hrs / 7 Days * Moving Video Only  | 18 Hrs / 7 Days * Moving Video Only  |
| Orientation                       | Landscape & Portrait  | Landscape & Portrait   |  |
| <b>CONNECTIVITY</b>               | Input   | HDMI, DP, USB 2.0 (2)  | HDMI, DP, USB 2.0 (2)  |
|                                   | Output  | DP, Audio  | DP, Audio  |
|                                   | External Control  | RS232C In/out, RJ45 (LAN) In/out, IR In  | RS232C In/out, RJ45 (LAN) In/out, IR In  |
| <b>PHYSICAL SPECIFICATION</b>     | Bezel Color   | Black  | Black  |
|                                   | Bezel Width   | 0.9 mm (Even) * Off-Bezel<br>8.1 mm (T), 10.7 mm (B), 8.3 mm (L/R) * On-Bezel  | 0.9 mm (Even) * Off-Bezel<br>5.3 mm (T/L/R), 11.0 mm (B) * On-Bezel  |
|                                   | Dimension (W x H x D)   | (Head) 56.9" x 32.4" x 0.2" / 1,445.1 x 822.6 x 6.0 mm<br>(Signage Box) 30.8" x 1.4" x 9.4" / 782.8 x 35.5 x 239.0 mm  | (Head) 48" x 27.4" x 0.2" / 1220.3 x 696.8 x 4.9 mm<br>(Signage Box) 30.8" x 9.4" x 1.4" / 782.8 x 238.4 x 34.7 mm |
|                                   | Weight  | 29.8 lbs / 13.5 kg (Set)   | 22 lbs / 10 kg (Set)   |
|                                   | Carton Dimensions (W x H x D)   | 62.6" x 38" x 8.1"/1,590 x 965 x 205 mm  | 53.1" x 33" x 9.8" / 1,350 x 837 x 250 mm  |
| Packed Weight                     | 51.6" / 23.4 kg   | 50.5 lbs / 22.9 kg   |  |
| <b>SPECIAL FEATURES</b>           | Internal Memory (64GB), Temperature Sensor, Embedded CMS (USB Auto Playback, Local Contents Scheduling, Group Manager), Fail Over, Content Sync (RS232C, Local Network), OSD Rotation, Tile Mode Setting, Setting Data Cloning, Firmware Update by Network, SNMP, ISM Mode, Control Manager, Crestron Connected <sup>1)</sup> , DPM, PM Mode, Wake on LAN, Power on Delay, HDMI-CEC <sup>2)</sup> , SI Server Setting, webRTC |  |  |
| <b>ENVIRONMENT CONDITIONS</b>     | Operation Temperature Range   | 32°F ~ 104°F / 0°C ~ 40°C  | 32°F ~ 104°F / 0°C ~ 40°C  |
|                                   | Operation Humidity Range  | 10% ~ 80%  | 10% ~ 80%  |
| <b>POWER</b>                      | Power Supply  | 100-240V~, 50/60Hz   | 100-240V~, 50/60Hz   |
|                                   | Power Type  | Built-In Power   | Built-In Power   |
|                                   | Power Consumption Typ. / Max.   | 440 W / 478 W * 8 Color Bar Based  | 309 W / 318 W * 8 Color Bar Based  |
| <b>STANDARD (CERTIFICATION)</b>   | Safety  | IEC 60950-1 / EN 60950-1 / UL 60950-1  | IEC 60950-1 / EN 60950-1 / UL 60950-1  |
|                                   | EMC   | FCC Class "A" / CE / KC  | FCC Class "A" / CE / KC  |
|                                   | ErP / Energy Star   | Yes / No   | Yes / No   |
| <b>MEDIA PLAYER COMPATIBILITY</b> | OPS Type Compatible   | No   | No   |
|                                   | External Media Player Attachable  | Yes  | Yes  |
| <b>SOFTWARE COMPATIBILITY</b>     | Content Management Software   | SuperSign CMS  | SuperSign CMS  |
|                                   | Control and Monitoring Software   | SuperSign Control+ / Control   | SuperSign Control+ / Control   |
| <b>ACCESSORIES</b>                | Basic   | Remote Controller, Power Cord, QSG, IR Receiver, Regulation Book, Phone to RS232C Gender, RS232 Cable (4p-4p), FFC Cables (for Connection Between Panel and Signage Box), DP Cable, LAN Cable, LC (VLC Cable), Wall Fixers, Wall Fixer Install Guide, Install Guide Sheets, Tapes (for Cabling and Dust Proof), Screws |  |
| <b>OTHER</b>                      | Warranty  | 3-Year Limited Warranty (Parts and Labor)  |  |
|                                   | UPC   | 7 19192 62401 6  | 7 19192 62402 3  |

1) Network Based Control 2) Compatibility may differ by equipment.